

LEAFLET 9**STORAGE, ACCOUNTING AND LEAK TESTING OF RADIOACTIVE MATERIAL****CONTENTS**

Para

1	Scope
2	Statutory requirements and parallel arrangements
	Duties
3	Commanding Officer and Head of Establishment (CO/HoE)
4	Radiation Safety Officer (RSO)
5	Radiation Protection Supervisor (RPS)
6	Workplace Supervisor (WPS)
7	Employees
8	Risk assessment
9	Requirements for radioactive material in storage
12	Requirements for radioactive material stores
21	High – activity Sealed Radioactive Sources and Orphan Sources Regulations 2005
22	Radiation (Emergency Preparedness and Public Information) Regulations 2001
23	Accounting for radioactive material
25	Accounting for radioactive material on HM ships during refit
26	Internal Transfers of Radioactive Material
27	Radioactive material source lists and musters (sealed sources)
33	List of unsealed radioactive substances
35	Leak tests
38	Incidents
39	Annual Holdings Returns
40	Records
41	Related Leaflets

Table

Page

1	Related Leaflets.....	8
---	-----------------------	---

Annex

A	Example radioactive material source list and muster sheet
B	Radioactive material storage signs
C	List of common radioactive items which require leak testing
D	Procedure for leak testing radioactive sources in the British Army, Royal Air Force and Royal Navy

SCOPE

1 This leaflet covers the legal and MOD requirements for the safe storage, accounting and leak testing of radioactive material.

STATUTORY REQUIREMENTS AND PARALLEL ARRANGEMENTS

2 In addition to the general requirements of the Health and Safety at Work etc Act 1974 and the Management of Health and Safety at Work Regulations 1999, the following specific legislation applies directly or is applied indirectly through parallel arrangements designed to achieve equivalent standards:

- Ionising Radiations Regulations 1999 (IRR99) (apply directly);

- Radioactive Substances Act 1993 (RSA93) (parallel arrangements);
- Radiation (Emergency Preparedness and Public Information) Regulations 2001 (REPPiR, 2001) (apply directly);
- High-activity Sealed Radioactive Sources and Orphan Sources Regulations 2005 (HASS) (parallel arrangements).

DUTIES

Commanding Officer and Head of Establishment (CO/HoE)

3 The CO/HoE has a duty to the Secretary of State, and a personal responsibility, to protect the environment and secure the health, safety and welfare of their staff at work. The CO/HoE is also required to protect persons not in MOD employment (e.g. members of the public) against risks to their health and safety arising from the MOD work activities. This includes radiation safety. The CO/HoE's authority (but not responsibility) for radiation safety management arrangements may be delegated to appropriate personnel, such as a Radiation Safety Officer (RSO).

Radiation Safety Officer (RSO)

4 The Radiation Safety Officer's (RSO) role is essentially one of co-ordination and audit, ensuring compliance with the safety management arrangements. In the context of this leaflet, the RSO is to co-ordinate the annual check of the unit or establishment's holdings, audit storage arrangements and investigate any incidents including the loss of radioactive material.

Radiation Protection Supervisor (RPS)

5 Where sites and establishments have areas designated as controlled or supervised (see Leaflet 4), the CO/HoE must appoint an RPS for each designated area concerned. The prime duty of the RPS is to ensure compliance with the IRR99 in respect of work carried out in the designated area – in practice, the RPS will achieve this by ensuring that work is carried out in accordance with the local orders for radiation safety (see Leaflet 16).

Workplace Supervisor (WPS)

6 In cases where the storage of radioactive material is carried out but it is unnecessary to appoint an RPS, a WPS is to be appointed with duties to ensure that the storage and accounting of radioactive material is carried out in accordance with the local orders.

Employees

7 It is the responsibility of all employees to ensure that they are familiar with the content of local orders and comply with them. Employees must also bring to the attention of the appropriate supervisor or manager any shortcomings they identify in the arrangements for storage and accounting of radioactive materials.

RISK ASSESSMENT

8 Where work involves ionising radiation there is a requirement to ensure that the risk assessment considers radiological as well as non-radiological hazards. The requirement for a prior risk assessment, (which must be made before a new activity involving work with ionising radiation begins) complements this risk assessment. The form of these risks assessments and the actions to be taken arising from it are detailed in Leaflet 2.

REQUIREMENTS FOR RADIOACTIVE MATERIAL IN STORAGE

9 Radioactive materials when not in use, being moved or transported, must, so far as is reasonably practicable, be kept in a suitable container and in a suitable radioactive store. Any store allocated to

radioactive materials shall, as far as possible, be reserved for the materials, containers and handling tools and kept clear of other items, in particular of flammable or explosive materials. Advice on the storage of radioactive materials is to be sought from the RPA. Local fire authorities are to be kept informed of the location and radioactive content of all radioactive material storage areas, so that fire plans for buildings can be completed correctly.

10 Items are to be stored in a suitable receptacle to ensure effective restriction of exposure, physical security and prevention of dispersal of radioactive material. Aspects to be considered include shielding to ensure that the dose rate on the external surface of the receptacle is less than 2 mSv h^{-1} , the ability of the receptacle to withstand damage from normal use or foreseeable misuse and fire resistance. If an item containing radioactive material cannot be stored in a suitable receptacle, equivalent protection and containment is to be provided.

11 Radioactive materials and their containers are to be clearly labelled as radioactive, and whenever practicable individually numbered.

REQUIREMENTS FOR RADIOACTIVE MATERIAL STORES

12 Dedicated buildings used as permanent radioactive stores are to:

- Provide sufficient shielding or use controls such that persons outside of the store will not receive a dose exceeding 1 mSv in a year. The risk assessment for the storage of radioactive materials will indicate likely radiation doses to persons external to the store. In practice this will normally be achieved by ensuring that the radiation dose rate at any point on the outside walls of the building is less than $2.5 \text{ } \mu\text{Sv h}^{-1}$. For new facilities the dose rate is not to exceed $1 \text{ } \mu\text{Sv h}^{-1}$ unless advised otherwise by the Radiation Protection Adviser;
- Be constructed of fire-resistant materials;
- Provide protection against the weather;
- Be provided with adequate ventilation (e.g. an air extraction system exhausting to the open air) to prevent accumulations of gases and vapours or of any accidentally dispersed radioactive substance. This is particularly an issue for the storage of large quantities of GTLDs or items containing radium-226; in these cases advice of the RPA is to be sought;
- Provide adequate security.

13 The RPA is to be consulted on the need to designate the store as a controlled or supervised area in accordance with Leaflet 4.

14 Suitable warning notices incorporating the radiation warning trefoil symbol as shown at Annex B, with the name or designation and telephone number of the RPS/WPS and details of the radiation hazard, are to be prominently displayed in appropriate languages at each entrance to a store. Signs stating the contents of a source store and the risks arising from such sources are normally to be posted at the entrance. Units and establishments are responsible for procuring sufficient stocks of suitable signs, either obtained from commercial sources or manufactured locally.

15 If only a small number of minor sources are held, it is not necessary for a dedicated building to be provided as a store. Such items can be stored in a suitably demarcated lockable metal cabinet within a general store. The cabinet is to be treated as the dedicated source store; thus the storage requirements listed above will also normally apply to the cabinet. Advice is to be sought from the RPA as to the type of cabinet that is appropriate.

16 Very large and bulky items (such as thoriated engines) or items in temporary storage/transit not stored in a dedicated building are to be stored in dedicated areas of storage buildings that are clearly demarcated. All such items are to be kept in their transit boxes where practicable. All relevant storage requirements will apply to the dedicated storage area. Advice is to be sought from the RPA on the storage requirements.

17 Stores specifically allocated for storing radioactive materials are only to contain radioactive materials, their containers, associated handling tools and shielding materials. No other materials are to be kept within the store.

18 No corrosive, flammable or explosive substances are to be taken into or stored in any building used as a radioactive store.

19 No beverages, foodstuffs, or associated items (e.g. cutlery) are to be taken into or stored in any radioactive store. Radiation sensitive materials, such as radiographic film, are not to be stored in the vicinity of radioactive materials.

20 With the exception of High Activity Sealed Sources (HASS) (see paragraph 21), keeping portable sources in a vehicle overnight is only acceptable if it is not reasonably practicable to provide or make use of a proper store and if the vehicle is locked and kept in a secure place, such as a locked compound. HASS sources must not be kept in a vehicle overnight under any circumstances.

HIGH ACTIVITY SEALED RADIOACTIVE SOURCES AND ORPHAN SOURCES REGULATIONS 2005

21 HASS became subject to special permitting, control and transfer procedures from 31 December 2005 for new sources and from 31 December 2007 for those which were placed on the market prior to 31 December 2005. In addition to the MOD accounting arrangements set out in this Leaflet, high activity sealed sources are to be accounted for on a HASS Record Form (see Leaflet 3) and are to be identified separately on the Annual Holdings Return as advised by Dstl ESD. RPA advice must be sought before acquiring a high activity sealed source.

RADIATION (EMERGENCY PREPAREDNESS AND PUBLIC INFORMATION) REGULATIONS 2001

22 Where a premises holds large quantities of radioactive material, in excess of the values stated in Leaflet 3, Annex F, the radiation employer (e.g. CO/HoE) of that premises is to make or ensure that a Hazard Identification and Risk Evaluation (HIRE) assessment has been made. The required contents of the HIRE assessment and resultant actions are described in detail in Leaflet 3.

ACCOUNTING FOR RADIOACTIVE MATERIAL

23 All radioactive materials including sealed sources, unsealed radioactive substances, articles containing radioactive materials and radioactive waste are to be accounted for. Appropriate records of all radioactive material holdings are to be kept and made available for inspection.

24 Where radioactive materials are fitted to aircraft, a radioactive source list stating the inventory of those items is to be included with the aircraft documentation (MOD Form 701); this is especially important when an aircraft is under maintenance at, or visiting, another unit or establishment. The responsibility for producing and maintaining the source list lies with the parent air station. This source list is to accompany the aircraft documentation and is to be made available to the local RSO.

ACCOUNTING FOR RADIOACTIVE MATERIAL ON HM SHIPS DURING REFIT

25 Ships staff are to maintain control of radioactive material during maintenance/repair. Refit authorities and Fleet Maintenance Units with personnel working in areas containing radioactive material are to be supplied with a list of all radioactive items and information on their associated hazards. Local orders must ensure the safety of refit authority personnel during their work in compartments which contain installed sources. All radioactive material is to be mustered and accounted for prior to and on completion of maintenance/repair. The ships going into refit are to return as many radioactive items as practicable to Naval stores or remove them to a suitable lay-apart or other store.

INTERNAL TRANSFERS OF RADIOACTIVE MATERIAL

26 Accounting arrangements should record any internal transfer of items containing radioactive material on-site. Details of the items being transferred should be provided such that the recipient is:

- Willing and able to accept the item(s);
- Able to ensure adequate storage arrangements are in place;
- Able to correctly account for the items on a source list.

Details on internal movements of radioactive material are provided in Leaflet 10.

RADIOACTIVE MATERIAL SOURCE LISTS AND MUSTERS (SEALED SOURCES)

27 All radioactive items are to be entered onto a radioactive source list kept by the unit or establishment holding the items. An example of a radioactive source list is shown in Annex A. However, where all the information required for a radioactive source list is already held or can easily be adapted within other records and can be readily presented to inspecting officers, then a separate radioactive source list need not be raised. This source list need not be a hard copy document; it can be in an electronic format. If an electronic form is used, a copy of the source list is to be saved periodically either electronically or as a paper copy so that the changes in the source list over time are recorded. An electronic version of the source list is available as a spreadsheet from Dstl ESD.

28 Radioactive source lists are to be kept up to date by an appropriate person on behalf of the CO/HoE of the unit or establishment. This is usually the RPS/WPS for each storage area.

29 A review of the total holdings of each nuclide at the establishments is to be undertaken to ensure they do not exceed those detailed on the establishment's relevant environment agency notification (if held), or trigger the requirement for a HIRE assessment to be carried out (see Leaflet 3).

30 The location of each source or article containing a radioactive substance must always be known. For static sources, the source list record at Annex A is adequate. For sources which can be used in a variety of locations, a source movement log is to be kept and for sources issued out to individuals, an issue log is to be maintained.

31 Musters are to be conducted at a frequency appropriate to the movement of a source, its security of stowage and its potential for becoming damaged. The frequency of muster is to be decided by the unit or establishment, although advice can be sought from the RPA. The interval between musters must not exceed one month unless otherwise advised by the RPA. A record of the muster taking place is to be retained for at least two years. Typical muster frequencies are listed below:

- For portable sources such as radiography sources and mobile check sources, at the end of each working day;
- For installed or static sources, monthly and following maintenance or repair that could have affected the source.

32 An annual check is advisable to ensure that the accounting record is a true record. This can be conveniently linked to the requirement to provide Dstl ESD with an Annual Holdings Return as detailed in Leaflet 3. Any radioactive materials identified at this stage as being no longer required are to be transferred or disposed of through an appropriate transfer/disposal route. A record of the annual audit is to be kept by the unit or establishment.

LIST OF UNSEALED RADIOACTIVE SUBSTANCES

33 Records of unsealed radioactive substances, non-radioactive items contaminated with radioactive materials and radioactive waste are to be kept for each unit and establishment in an unsealed radioactive substances list. Records are not, however, required for radioactive substances with a half-life of less than 3 hours.

34 The list is to contain the following information:

- Name and address of authority holding the source;

- Place where the source is normally kept;
- Date of receipt and origin of the source;
- Nature of radionuclide and estimated activity, or dose rate at known distance from radioactive material and date of estimation or measurement;
- Nature of container;
- Details of tests undertaken to demonstrate that the exterior of the container, and surrounding areas are not contaminated;
- Date and details of removal of part of the source;
- Date and details of final disposal.

LEAK TESTS

35 It is to be ensured that any article containing or embodying a radioactive substance is tested for leakage, unless it is inappropriate to do so; the RPA will be able to provide advice on leak testing requirements and methods. The purpose of a leak test is to show that the mechanisms for preventing dispersal of radioactive substances are functioning as intended. The risk assessment (see Leaflet 2) is to identify potential ways in which containment could be lost and the likelihood of those scenarios occurring. The test method chosen and the frequency of testing is to be capable of detecting leakage of radioactivity before a radiation risk arises. Annex D provides guidance on the method for carrying out leak tests on a number of common items. A list of common sources which require leak testing is detailed in Annex C. The interval between leak tests will not normally exceed two years and in some cases, leakage testing might be required more frequently, for example when a sealed source is going to be retained beyond the recommended working life recommended for the source capsule by the supplier or manufacturer, or when it is used in an aggressive or corrosive environment. A suitable record of the leak test is required is to include the following:

- The identification of the source or article which is the subject of the test;
- The date of the test;
- The reason for the test;
- The methods of test, including, when the source or article has not been tested directly, a statement of what part of the device was tested and a statement as to whether this is likely to detect any leaking material. The method will include a statement of the pass/fail criteria;
- Numerical results of the test;
- The result of the test (pass/fail);
- Any action taken if the source failed the test;
- The name and signature of the person carrying out the test.

36 The current Dstl ESD leak test certificate fulfils the requirement of a suitable record of a leak test. The record of the leak test is to accompany the associated radioactive source if this source is transferred to another establishment. A copy is to be kept by the transferring establishment.

37 JSP 800 Vol. 4b Transport of Dangerous Goods by Road, Rail and Sea contains guidance on the transport of smears from units in the UK. Units outside the UK must send smears through established channels and not via the local postal system.

INCIDENTS, OCCURRENCES AND ACCIDENTS

38 If a radioactive source is lost or stolen or, if any radioactive substances on the source list or inventory cannot be accounted for, the RPA and TLB Safety Authority are to be informed initially. In addition MOD, HSE, EA/SEPA/EHS and the police may also need to be informed. Damage to a source or accidental spillages or release of radioactive material may also require notification to the RPA, MOD, HSE and EA/SEPA/EHS. The procedures to be followed after a suspected or real loss or incident are detailed in Leaflet 14.

ANNUAL HOLDINGS RETURNS

39 To enable MOD to apply equivalent arrangements to those set out under RSA93, Dstl ESD maintains a database of radioactive material holdings for all units and establishments. In order to ensure that this database is accurately maintained, units and establishments are to complete an Annual Holdings Return:

- The following item details are required:
- Radioactive items - their NATO Stock Number, nuclide, activity and quantity;
- High Voltage equipment capable of producing X-rays (Greater than 5kV) – make, model, serial number and quantity;
- Non-Ionising Equipment (radars, lasers, microwaves) – NATO Stock Number, wave length, laser classification and quantity;
- Radiation Monitoring Instruments – NATO Stock Number and quantity;
- Radioactive Waste, Discharges and Transfers – NATO Stock Number, type and quantity;
- Chief Environment and Safety Officers or equivalents are to remind their units, by 1 February each year, of the requirement to complete the return by 31 March;
- On receipt of the Annual Holdings Return, Dstl ESD Alverstoke will check the data, verify any changes with the unit or establishment and update the database;
- Although the need for a permit (Notification or Approval) should have been assessed at the time of procurement or disposal commencing in April of each year, the data will be reviewed by Dstl ESD against extant Exemption Orders made under RSA 93. An assessment will be made on whether a new Notification, or a change in Notification status, is to be made to the appropriate Regulatory Authority for the unit or establishment and is thus liable for an annual subsistence charge;
- Dstl ESD will review source holdings to determine if any high activity sealed sources are held by the unit or establishment as these will become subject to special requirements which the RPA will advise upon. However, the responsibility for application for HASS notification and all other sources at that site will reside with the very small number of individual units concerned;

- Dstl ESD will submit the updated information and the appropriate fee direct to the appropriate Regulatory Authority on behalf of the CO/HoE. Dstl ESD will act as agent and will ensure that any correspondence is copied to the unit or establishment.

RECORDS

40 Radioactive source lists, records of leak tests and lists of unsealed radioactive substances are to be retained by the unit or establishment indefinitely following disposal of the item. However if the item is transferred to another MOD establishment, the period is 2 years (from the transfer date) for radioactive source lists, records of leak test and lists of unsealed radioactive substances. Source lists from ships that have been decommissioned and establishments that have closed are to be archived in accordance with the requirements of JSP392 Volume 1, Chapter 11.

RELATED LEAFLETS

41 Leaflets referred to within this Leaflet are shown in Table 1.

Table 1 Related Leaflets

Leaflet Number	Leaflet Title
2	Risk assessments
3	Application for Permits (Notification or Approval) and agreement to the introduction and use of sources of ionising radiation including radioactive substances
4	Restriction of exposure to radiation
10	Movement and transport of radioactive material
14	Investigation, notification and reporting of unusual radiation events
16	Local orders for radiation safety

This page is intentionally blank

LEAFLET 9 ANNEX A

EXAMPLE RADIOACTIVE SOURCE LIST AND MUSTER SHEET

NSN (or other ref.)	Description	Isotope	Activity (Bq)	Serial No/ Quantity	Location	Date received/ removed		Transfer/ disposed to	Date next leak test due (if required)*	Custodian

Date	Signed	Date	Signed	Date	Signed	Date	Signed	Date	Signed	Date	Signed


* See Annex C

This page is intentionally blank

LEAFLET 9 ANNEX B

RADIOACTIVE MATERIAL STORAGE SIGNS

Figure 1 GTLS Storage Sign




**Radioactive Materials
(GTLSs) are stored
within this Cupboard**

Workplace Supervisor

.....

Telephone.....

Figure 2 Radioactive material storage area sign




**Radioactive Material
is stored within this
Area**

Workplace Supervisor

.....

Telephone.....

Figure 3 Radioactive material storage cupboard sign



**Radioactive Materials
are stored within this
Cupboard**

Workplace Supervisor

.....

Telephone.....

This page is intentionally blank

LEAFLET 9 ANNEX C

LIST OF COMMON RADIOACTIVE ITEMS WHICH REQUIRE LEAK TESTING

Radioactive source type	Stores or NATO catalogue no.	Type and Original quantity of radioactive material	Leak Test Required
CBRN training source type A	0552/F12Z 6665-99-911-0015	18.5 MBq Ra-226	Yes
CBRN training source type B	0552/F12Z 6665-99-911-0016	37 MBq Co-60 (total)	Yes
CBRN training source type C	0552/F12Z 6665-99-911-0017	37 MBq Co-60	Yes
CBRN training source type D	0552/F12Z 6665-99-911-0018	185 MBq Co-60	Yes
CBRN training source type E	0552/F12Z 6665-99-911-0019	925 MBq Co-60	Yes
CBRN training source type G	0552/F12Z 6665-99-911-0098	185 MBq Co-60	Yes
CBRN training source type G Mk III	6665-99-224-7975 12Z 2247975	740 MBq Cs-137	Yes
CBRN training source type H	0552/F12Z 6665-99-911-0099	3.7 MBq Ra-226	Yes
CBRN training source type J	6665-99-911-0097	370 Bq Ra-226	Yes
* Type 1623A	K107 6665-99-193-3906	111 kBq Natural Uranium	Yes
NIS 322XA	12Z 114-8909	248 kBq Pu-239/	Yes
Check source	6Z/623-2897	43.8 kBq Am-241	
IS 610	K107 6665-99-376-2459	24 kBq Am-241	Yes
Check source	6Z/623-2897	46 kBq Am-241	Yes
Calibrator for PDRM	6665-99-628-0572	555 MBq Sr-90	Yes
Test Mk 13NJ sample	K104/0552/6665-99-733-5728	11.1 kBq Sr-90	Yes
Test Mk 14NJ sample	K104/0552/6665-99-736-2883	3.7 kBq Cl-36	No
Test Mk 16NJ sample	K104/0552/6665-99-795-2016	555 kBq Sr-90	Yes
Mk 18NJ jig and source	K104/0552/6665-99-721-2707	22 kBq Sr-90	Yes
* Test Mk 20NJ source	K104/6665-99-736-4922	37 kBq Pu-239	Yes

List of common radioactive items which require leak testing (continued)

Radioactive source type	Stores or NATO catalogue no.	Type and Original quantity of radioactive material	Leak Test Required
Test Mk 1NXS)	These 6 sources are known collectively as Calibration set Mk 1 NCS, K104/6665-99-220-5870	Mk 2 -Mk6 Aggregate activity less than 2 kBq Sr-90	No
Sample Mk 2NXS)			No
Sample Mk 3NXS)			No
Sample Mk 4NXS)			No
Sample Mk 5NXS)			No
Sample Mk 6NXS)			No
Sample Mk 7NXS)		370 Bq Am-241	No
Calibration plaque Mk 2NCS	Not patternised	222 kBq Pu-239	Yes
Calibration jig and source AERE Type 1546A test	Not patternised	185 MBq Ra-226/Be	Yes
IM 192 (APD)	0552/6665-00-691-2840	2.96 MBq Sr-90/Y-90	Yes
IM 239 (APD)	K101/0552/6665-01-415-5123	3.7 kBq Tc-99	No
Source PHR 51	6665-99-0612	222 Bq Pm-147	No
Source CFR 3	K107/4940-99-640-5477	37 kBq/g C-14	Yes
Source AMR 2401	NYA	74 Bq Am-241	No
* Source AMR 2402	K107/4940-99-640-5476	740 Bq Am-241	Yes
L1A1 (Proban)	Z5 6665-99-224-8293	111.0 MBq Cd-109	Yes
L3A1 (HED)	Z5 6665-99-224-8294	1.2 MBq Cf-252	Yes
* L4A1 (BED)	Z5 6665-99-224-9015	370 MBq Ni-63	Yes
* L9A1 (COT)	Z5 6665-99-967-0491	370 MBq Ni-63	Yes
-	NU 6635-99-739-7235	2.0 GBq Am-241/Be	Yes
		370 MBq Cs-137	Yes
TK30	WO8 6635-99-785-5723	1.4 TBq Co-60	Yes
Source in adjusted assembly	Z8 6665-99-119-6940	12.95 MBq Sr-90	Yes
Dose meter (PDRM)	Z8 6665-99-119-8766	12.95 MBq Sr-90 40.7 MBq H-3	Yes
Test sample	Z8 6665-99-220-9338	122.1 kBq C-14	No
Leakmeter Model 61	6625-99-654-0124	370 MBq Ni-63	Yes
Chemical agent monitor	Z8 6665-99-225-3521	370 MBq Ni-63	See Leaflet 20
MCAD	6665-99-809-0326	555 MBq Ni-63	See Leaflet 20
COLPRO CAM	6665-99-609-8640	555 MBq Ni-63	See Leaflet 20
GID-3	6665-99-292-4508	740 MBq Ni-63	See Leaflet 20
Otto fuel monitor	Z8 1065-99-765-5786	370 MBq Ni-63	See Leaflet 20

List of common radioactive items which require leak testing (continued)

Radioactive source type	Stores or NATO catalogue no.	Type and Original quantity of radioactive material	Leak Test Required
Meter survey radiac	Z8 6665-99-911-0123	18.5 kBq Sr-90	Yes
SIC MK10 NHA	K103/6665-99-037-0455 K103/ 6665-99-197-1894 K103/ 6665-99-917-1194	370MBq Ni-63	Yes (annual)
Mk 22NRS (SIRS) (Mk 28 NH detector)	K101/0552/6665-99-733-5339	1.1 kBq Sr-90	No
Mk22 NRS (SIRS) (Mk 29 NH detector)	K101/0552/6665-99-733-1142	2.6 MBq Sr-90	Yes
Mk 1 NRS (SIRS) (Mk 3 NH detector)	K101/0552/6665-99-462-3935	18.5 MBq Sr-90	Yes
Mk 10 NXS Th232 check source	K104/6665/01/441/0980	1.11 kBq Th-232	Yes
Gamma Alarm Monitor PNI 1248	K104/6665-99-538-9196	1.1 kBq Sr-90	Yes
Test Mk 18 NJ Source	K104/6665-99-721-2707	22.2 kBq Sr-90	Yes
*TEST MK 7NXS SAMPLE	K104/6665-99-736-2887	50 Bq Am-241	Yes
Test Source Pu-239	K107/6665-99-664-2456	220 Bq Pu-239	Yes
Check Source Set 7 Piece	K104/6665-99-361-2834	Max 3 kBqSr-90 Max 3 kBqCo-60 1 kBq Am-241 1 kBq C-14	Yes
Check Source Set 3 Piece	K104/6665-99-549-9499	1 kBq Sr-90 1 kBq Am-241	Yes
Smoke Detectors	Various	Am-241	See Leaflet 18

* Sources are fragile and could be damaged by direct leak testing. Leak tests are to therefore only be carried out on the inside of the container in which the source is stored, following the procedure described in local orders or as agreed with the RPA. There is no minimum activity for a source below which a leak test is not required on a sealed source. However, where it is indicated that a source does not require leak testing, this decision has been made on the basis that 100% ingestion of the source would not result in a dose greater than 0.1 mSv and therefore poses a trivial radiological hazard.

This page is intentionally blank

LEAFLET 9 ANNEX D**PROCEDURE FOR LEAK TESTING RADIOACTIVE SOURCES IN THE BRITISH ARMY, ROYAL AIR FORCE AND ROYAL NAVY****DSTL RPA Body**

Institute of Naval Medicine
Alverstoke
Gosport
Hampshire PO12 2DL

Tel: +44(0)23 92 768130 / 9 3806 8130

Fax: +44(0)23 92 768150 / 9 3806 8150

Email: 01-esdalvsupp-mail@dstl.gov.uk

Equipment

This document

*Filter papers (NATO Stock Number 6640-99-220-3090)

Ziploc resealable plastic bags (NATO Stock Number 8105-99-224-6148)

Disposable gloves

Cardboard

Tape

Padded envelope

ESD Radiochemistry Laboratory Sample Request Form – ESD RPS RD FM 81v09

* This is a Naval Stores item, available to Army and RAF units from HMNB Portsmouth. Contact the RAF / Army desk on +44 2392 7 24478.

References

JSP 392 – Radiation Safety Handbook, MoD

Ionising Radiations Regulations 1999 (IRR99) SI 1999/3232

Upon submitting the leak test filter paper to DSTL for analysis, a certificate will be returned to the RSO containing the results. The certificate should be filed in an appropriate place, for example with the radioactive source list. The leak test frequency of these items is every two years with the exception of SICS Mk 10 NHA where the requirement is for an annual leak test.

Procedure

1. Regulation 27(3) of Ref. B requires that suitable leak tests are carried out to detect leakage from radioactive sources. There are many equipment items in service with the UK Armed Forces that require such testing.
2. The Radiation Safety Officer of each Ship, Unit or Establishment is to ensure that such items are correctly leak tested.
3. Prior to taking a sample, a Ziploc plastic bag from the supplied kit should be marked with the following information:
 - A. The date of taking the sample
 - B. The name of the Ship, Unit or establishment
 - C. The type of equipment being sampled e.g. "ColPro CAM # 4"
 - D. The radiation source employed by the equipment e.g. "Nickel-63"
 - E. A unique identifying feature from the equipment e.g. serial number
4. Disposable gloves should be worn when taking the following sample.
5. The leak test sample should be taken by wiping the area immediately surrounding a radioactive source with a small circular "filter" paper from the supplied pack. The purpose of this is to collect any potential escaping radioactive material. It is important to observe the following discipline:
 - A. Do not write on the filter paper
 - B. Do not bend or tear the filter paper
 - C. Do not moisten the filter paper with water or any other solvent
 - D. Do not apply tape to or staple through the filter paper
6. The paper should be placed in the Ziploc bag which was marked in step 3. This bag should then be sealed.
7. Once all items have been tested and samples obtained, all sealed bags should be placed together between two pieces of card to keep them flat. They should then be placed into the supplied pre-addressed envelope supplied in the pack.
8. The "DSTL Radiochemistry Sample Analysis Request" supplied with this document should be completed with all relevant information and placed in the same envelope. The envelope should then be mailed to DSTL.

Equipment Identification

The following list contains items of equipment that could be held on board surface ships that require routine leak testing.

Item	Radionuclide & Activity	Nato Stock Number
CAM	Ni-63 370MBq	6665-99-225-3521 6665-99-225-3836 6665-99-225-4126
ColPro CAM	Ni-63 555MBq	6665-99-609-8640
Otto Fuel Monitor		1045-99-870-6464
MCAD	2 x Ni-63 @ 370 & 185MBq	6665-99-809-0326
SICS Mk. 10 NHA	Ni-63 370MBq	6665-99-037-0455 6665-99-917-1194 6665-99-591-3031
SIRS Mk. 29 NH	Sr-90 2.6MBq	6665-99-733-1142
Mk. 13 NJ Check Source	Sr-90 11.1KBq	6665-99-733-5728
Mk. 16 Ni Check Source	Sr-90 555KBq	6665-99-795-2016

1623A Check Source	Nat. U 111KBq	6665-99-193-3906
F36 Smoke Detector	Am-241 2.20MBq	4210-99-519-3462
F31 Smoke Detector	Am-241 2.20MBq	4210-99-519-3461
TRaME (Exploranium)	Cs-137 9.25KBq	6665-20-002-2694

Example leak test procedures

CAM, MCAD, ColPro CAM and Otto Fuel Monitor

- Wear disposable gloves
- Do not moisten the filter paper, this could affect the function of the CAM/MCAD/ColPro CAM
- When examining CAM, remove the black nozzle assembly from the front of the CAM
- Wipe the filter paper around the white air exhaust ports at the base of the air intake nozzle, and inside the black nozzle.
- With MCAD, use one dry filter paper to wipe both of the areas described below:



Wipe the inlet port under the rain cap assembly




Wipe the MCAD exhaust port

- In addition a supplementary leak test of the air inlet manifold of the MCAD should be undertaken to coincide with sieve pack replacement. One dry sample should be taken.

****Warning: Dangerous substances & fumes**

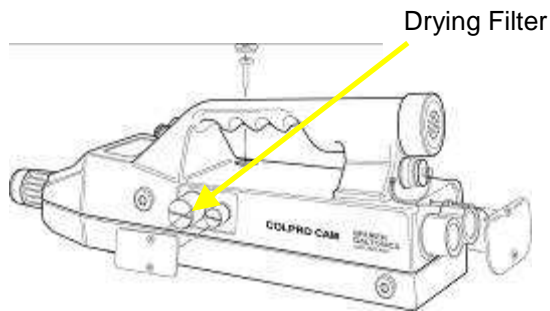
- The RTC battery can vent at any time causing the release of dangerous substances and fumes. Suitable precautions must be taken when opening the sieve pack door to prevent contact with these substances or inhalation of the fumes.




Wipe the air inlet ports

- When examining ColPro CAM & Otto Fuel Monitor, remove the filter access cover and the drying filter.
- Take a dry filter paper and carefully wipe the inside of the top section of the drying filter housing.

- Also wipe the top surface of the drying filter
- Special care should be taken not to introduce any debris into the housing unit as this will impair the function of the instrument.




SICS Mk.10 NHA and SIRS Mk.29



- The SICS Mk10 NHA requires leak testing every year.
- Wear disposable gloves.
- Do not moisten the filter paper, this could affect the function of the SICS Mk10 NHA.
- Remove the Sieve Pack Assembly and wipe the outside surface of the sieve pack including the area around the air intake from the Drift Tube Assembly unit.



The sieve pack unit should be pulled forward.



Wipe the area around the sieve pack.

- The SIRS Mk 29 can only be practically leak tested by wiping around the unit, especially around the seals between the unit and the base plate.



Mk. 13NJ, 16NJ and 1623A Check Sources



Mk. 13NJ



Mk. 16NJ



1623A

- Wear disposable gloves
- Do not moisten the filter paper
- Each check sources can be leak tested by wiping the closed outer surface of the units
- Do not wipe the inner surfaces of the units

Smoke Detectors

F36 Smoke Detector



F31 Smoke Detector

- Wear disposable gloves
- Do not moisten the filter paper; this could affect the function of the smoke detector
- The smoke detectors can only be practically leak tested by wiping around the unit, especially between the unit and the surrounding fixtures
- Take care to be aware of any electrical hazards from power supplies

TRaME

- Wear disposable gloves
- Do not moisten filter papers (two will be required)
- There are two items within the TRaME / Exploranium package that contain Caesium-137 sources. These are the base plate and check source and each should be wiped separately



- Both items should have their plastic housings checked for damage. If any is found, isolate the item and consult your RPA.
- The underside of the docking station (left) should be wiped with the first filter paper.
- The upper face of the check source (right) should be wiped with the second filter paper.

Job Number: (DSTL use only)

ESD Radiochemistry Laboratory Sample Request Form



- The information requested in Sections 1, 2, 3 and 4 must be completed by the originator.
- ESD Radiochemistry laboratory staff **will not** undertake sample analysis without **full information** and a **signature** from the project manager, or representative thereof, in the appropriate boxes.
- Please list all the sample descriptors on page 2 of this form.

Section 1 – Customer Details

Please send the completed form to	Address and Telephone number for Results
Radiochemistry Laboratory DSTL Environmental Sciences Department Institute of Naval Medicine Crescent Road, Alverstoke Gosport, Hants, PO12 2DL Tel 023 92768164 Fax 023 92768150	Tel: Fax: E-mail:
Person requesting the analysis	
Unit or Company the samples have come from	
Date of submission	
Date the report is required by	
DSTL Assignment and Item codes	
Project Managers Authorisation Signature*	
Reviewed and Accepted by Laboratory staff*	

*These two areas need to be completed when both parties are satisfied with information provided and that resources are available if there are over 100 samples in the batch, Form DRPS 5.13 can also be completed in these cases if there is a very significant requirement.

Section 2 – Analysis and Limit of Detection required

To include details of suspected nuclide identity, and required limit of detection [LoD] - This will minimise count times.

Sample Type	Quantity	Nuclides Required	LoD Required	Is the activity of the sample likely to be greater than background?
Are any of these samples a possible mixture of pure Beta and Beta/Gamma emitters?				Y/N

Any other relevant information concerning the analysis and further notes

Section 3 – Disposal arrangements (Please tick the appropriate box)

Dustbin if the activity is at Background levels	
Return to Originator after analysis	

Section 4 – Sample Description (Please complete for all the samples. Use a continuation sheet if required)

Sample number	Sample Descriptor i.e. the identifier you would like to see on the report
1	
2	
3	
4	
5	
6	
7	
8	
9	
10	
11	
12	
13	
14	
15	
16	
17	
18	
19	
20	
21	
22	
23	
24	
25	
26	
27	
28	
29	
30	

